



AdAware by LavaSoft

In order to better protect your computer Holly Technologies Inc. has installed a program that will help you keep your computer spy ware free. Adaware is **Free** for the home user. There are upgrades that include automatic scans and a spyware blocking agent at www.lavasoft.de.

AdAware

This program has been installed to scan your system for spy ware. Spy ware is software that may have been installed on your computer without your knowledge. This software may do several things. It can track your actions on the internet and send info back to a database to send you spam or pop ups. It may use your internet address to send spam to millions of other people. It may contain code that could damage your programs. All of these programs slow your system down, even prevent you from accessing the internet or prevent you from loading programs and updates. It can even take control of your machine.

To Start program

Program can be started by double clicking on the AdAware Icon on your desk top or by using the programs menu under Lavasoft.

Program Update

Before you run a scan always check for updates by clicking “Check for updates now”, see figure 1. Make sure you are connected to the internet before continuing.



Figure 1

Click on “Connect” if connected to the internet, otherwise connect to the internet using your dial up or broadband connection first, see figure 2.

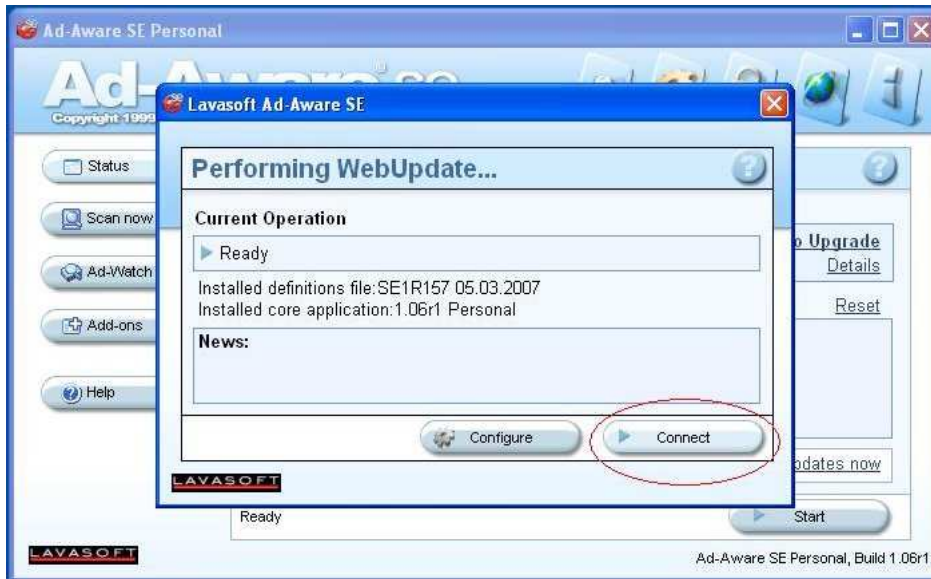


Figure 2

Download and install up dates if available.



Figure 3

Click on finish, see figure 4.



Figure 4

Manual Scan

A manual scan can be conducted at any time by opening up the program and clicking on Start, see figure 5 below:



Figure 5



Choose type of scan. If you are having problems or you are not sure, choose “Perform full system scan” and click “Next” see figure 6. If you have done a full system scan on a regular basis you can do the smart scan weekly.

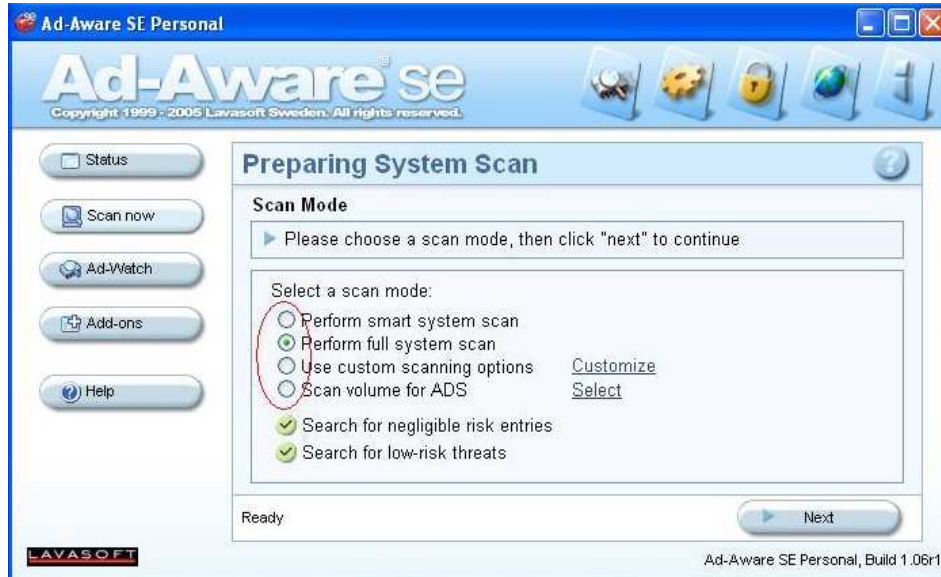


Figure 6

The system will start scanning. This can take a while.

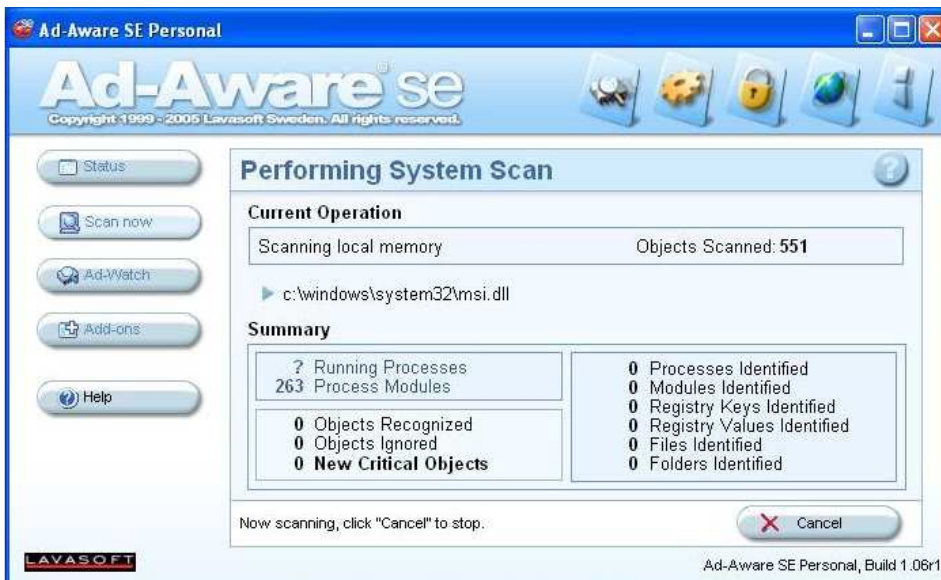


Figure 7

When system is finished click Next, see figure 8.

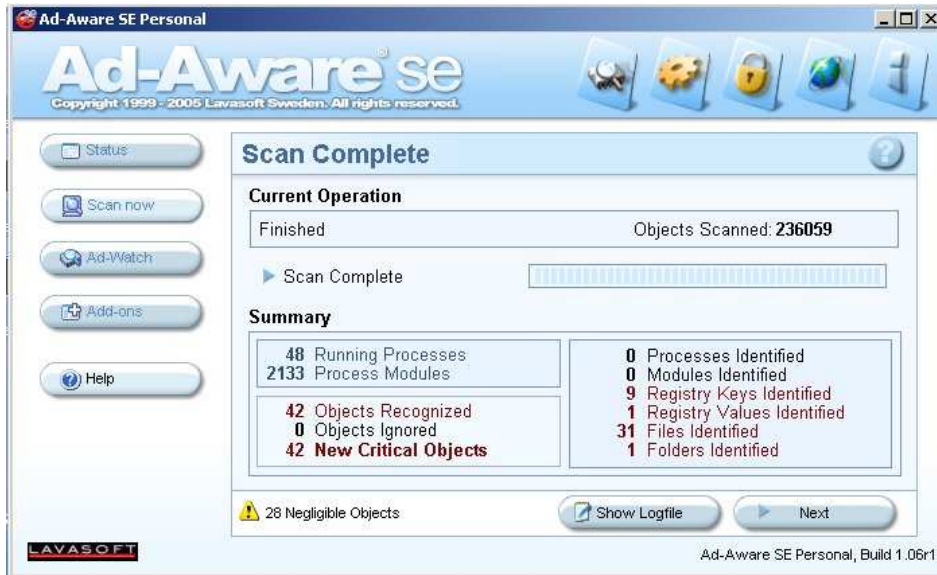


Figure 8

Click next to view found spyware, See figure 9



Figure 9

You can either click on each spyware group or right click and select all objects, see figure 10.



Figure 10

Click next, See figure 11.



Figure 11

Click OK to remove objects, See figure 12.



Figure 12

When you are finished close program by clicking X in upper right hand corner.

Should you have any questions about this program please contact the manufacturers listed below or Holly Technologies Inc.

LavaSoft Makers of AdAware
www.lavasoft.de
<http://www.lavasoft.com/support/supportcenter/>
Lavasoft AB
Lilla Bommen 1
411 04 Gothenburg
Sweden
+46-(0)31-777 77 50
(no support inquiries)
Fax: +46-31-15 69 10

Holly Technologies Inc.
www.hollytechnologies.com
support@hollytechnologies.com
802-598-9693